
























1 800 463 0546













# Early Birds Your GM Muscle Car Headquarters

Visit [www.early-birds.ca](http://www.early-birds.ca) for most up-to-date  
catalog this copy was generated April 04 2025










## Chevelle / Body Panels / Header Panels, Fenders & Parts

Picture	Product name	Description	SKU	CAD
	1964-1965 Fender Brace - Ea	This is the brace that attaches from the lower front fender to the bottom of the front lower valance panel.	CHRPCH24997	23.78
	1964-1965 FENDER PATCH PANEL - LH	1-Front fender patch panel	CHD1475XA	81.00
	1964-1965 FENDER PATCH PANEL - RH	1-Front fender patch panel	CHD1475WA	81.00
	1964-1972 Fender to Core Support Braces - PR	Fits 1964-72 Chevrolet Chevelle / El Camino and may fit Monte Carlo. Sold as pair.	CHPPZFB765	39.98
<b>Early Birds Order Hotline: 1 800 463 0546</b>				
	1964-1972 GM A-Body Top of Cowl to Fender Bolts - 6PC	1964-72 GM A-Body Chevelle GTO 442 GS Cowl To Fender Bolts Washers Screws OEM	CHITINL12130	20.16
	1964-1972 GM Fender Bolt "E" Screw, 3/8"-16 x 1" (Short) - Ea	GM Fender Bolt "E" Screw, 3/8"-16 x 1" (Short), 1pc	CHITINL14628	3.36
	1964-1972 GM Fender To Upper Cowl Hardware Kit - 15PC	For this listing you get 15 bolts 3/8" -16 x 1 1/4" with pointed ends. These have the anchor head marking and they are grade 5. These are extremely hard to find. This is the most common body bolt GM used. These are a brand new reproduction of the original.	CHITINL14775	27.72
	1964-1972 GM Front Fender Bolt Kit (Large & Small Bolts) - 96PC	1964-81 GM (all Models) Front End Bolt Kit. Large and Small Bolts. Common to all GM. This is an exact reproduction of the original with all Factory Correct Head Markings.Kit Includes:core support to fender - 50 - 5/16-18 x.82" OAL1.15", 1/2" Hex & Flange Anchor Marking.core support / bottom fender - 24 Small #14x3/4", OAL 1", 3/8" Hex & Flange no head marking.fender to hood - 8 - 3/8-16x1" Sems Screw 1" washer, 3/8 Hex E head markinglower fender - 4 - 3/8"-16x1.10" , 3/8 Hex, 1.10 washer, Anchor Head Flat Endfender to cowl - 6 - 3/8-16x1.5, 3/8 Hex, 1.10 washer, Anchor Head Point Tipinner fender to cowl - 4 - 5/16-18, 1/2 Hex, 1.75 washer, anchor head marking.	CHITINL14930	110.00
				

	1965 FRONT FENDER - LH	This fender has been manufactured to duplicate the original in both fit and appearance	CHD1475X	671.00
	1965 FRONT FENDER - RH	This fender has been manufactured to duplicate the original in both fit and appearance	CHD1475W	671.00
	1965 FRONT INNER FENDER - LH	1-Inner fender	CHD1471P	244.00
	1965 FRONT INNER FENDER - RH	1-Inner fender	CHD1471N	244.00
	1966 Fender Front - LH	Excellent quality reproduction manufactured to duplicate the original in both fit and appearance.	CHD1477	516.00
	1966 Fender Front - RH	Excellent quality reproduction manufactured to duplicate the original in both fit and appearance.	CHD1476	516.00
	1966 Inner Fender Front - LH	Excellent quality reproduction manufactured to duplicate the original in both fit and appearance.	CHD1472A	205.00
	1966 Inner Fender Front - RH	Excellent quality reproduction manufactured to duplicate the original in both fit and appearance.	CHD1472	205.00
	1966-1967 FENDER PATCH PANEL - LH	1-Front fender patch panel	CHD1477A	78.00
	1966-1967 FENDER PATCH PANEL - RH	1-Front fender patch panel	CHD1476A	78.00
	1966-1972 Fender Brace - Ea	This is the brace that attaches from the lower front fender to the bottom of the front lower valance panel.	CHRPC220409	28.88
	1966-1972 Fender Brace - PR	This is the brace that attaches from the lower front fender to the bottom of the front lower valance panel.	CHRPC220409-PR	50.98
				

	1967 Fender Front - LH	Excellent quality reproduction manufactured to duplicate the original in both fit and appearance.	CHD1479	490.00
	1967 Fender Front - RH	Excellent quality reproduction manufactured to duplicate the original in both fit and appearance.	CHD1478	490.00
	1967 Inner Fender Front - LH	Excellent quality reproduction manufactured to duplicate the original in both fit and appearance.	CHD1472B	215.00
	1967 Inner Fender Front - RH	Excellent quality reproduction manufactured to duplicate the original in both fit and appearance.	CHD1472C	215.00
	1967-1970 Vigilite Fender Bezel Gasket - Ea	THIS IS THE GASKET THAT MOUNTS UNDER THE VIGILITE CHROME BEZEL. IT KEEPS THE CHROME BEZEL FROM TOUCHING THE PART.	CHPPZIN8961Z	19.18
	1967-1972 GM Lower Fender To Cowl Body Bolts - 4PC	GM Lower fender hardware 4pc set. Includes: ( 4 ) BOLTS 3/8"-16 x 1 1/4" flat end. These have ( anchor ) Headmarking grade 5 . These are EXTREMELY Hard to find! This is the most common body bolt GM used. theses are brand new NOSR. This is the most correct body/Fender bolt set on the market period !!! These bolts are plated the correct black coating head marking is an anchor.	CHITINL14763	15.54
	1968 Fender Front - LH	Excellent quality reproduction manufactured to duplicate the original in both fit and appearance.	CHD1479B	619.00
	1968 Fender Front - RH	Excellent quality reproduction manufactured to duplicate the original in both fit and appearance.	CHD1479A	619.00
	1968-1969 FENDER PATCH PANEL - LH	1-Front fender patch panel	CHD1479F	76.00
	1968-1969 FENDER PATCH PANEL - RH	1-Front fender patch panel	CHD1479E	76.00
	1968-1969 Header Panel	Excellent quality reproduction manufactured to duplicate the original in both fit and appearance.	CHD1468H	270.00
				

	1968-1972 Fender Edge Filler Seals - PR	These injection-molded rubber seals are identical reproductions of original equipment. Seals mount to the top edge of fender moldings and act as a barrier for water and debris. Sold per pair, these exact reproductions are correct right down to the original General Motors part numbers.	CHRPCH30166	27.18
	1968-1972 FENDER TO BODY BRACES	Curved round bar with nut welded on one end. They mount at the cowl and were used on 1968 / 1969 / 1970 / 1971 / 1972 high horsepower Cutlass such as 442 / W30 / W31 / Rallye 350 models. Will also work on Chevelle / GTO / Skylark / GS models. This support rod includes mounting hardware and washers.	CHPPZFB7072B	133.55
	1968-1972 GM A-Body Lower Fender Hardware Kit - 14PC	1968-70-71-72 GTO ,Judge, Chevelle, Buick, GS These are the correct bolts to hold the lower fender to the body. The bolts are black oxide and have the built in washers. The bolts are the correct length and the washer is the correct diameter. and have a factory correct head marking. s and three dashes. also included is 8 lower fender shims plated in silver correct thickness and size and shape. Also included is the clip nuts, that clip to the body. These are very hard to find in good shape since the fender drained water in this area. These are always rusty and pitted and not reusable. here they are brand new. 12 pc kit. This is not a generic hardware kit. These are just like the factory originals. The set also included is instructions on where and how it all goes together.	CHITINL10261	36.96
	1968-1972 Inner Fender Front- LH	Excellent quality reproduction manufactured to duplicate the original in both fit and appearance.	CHD1472E	208.00
	1968-1972 Inner Fender Front- RH	Excellent quality reproduction manufactured to duplicate the original in both fit and appearance.	CHD1472D	208.00
	1968-1972 Inner Fender Plastic - LH	These Plastic inner fenders are of fair quality only	CHD1472T	199.00
	1968-1972 Inner Fender Plastic - RH	These Plastic inner fenders are of fair quality only	CHD1472U	199.00
	1969 Fender Front - LH	Excellent quality reproduction manufactured to duplicate the original in both fit and appearance.	CHD1479D	567.00
	1969 Fender Front - RH	Excellent quality reproduction manufactured to duplicate the original in both fit and appearance.	CHD1479C	567.00
	1969-1972 GM Fender To Lower Cowl Hardware Kit - 16PC	For this listing you get 4 bolts 3/8" -16 x 1 1/4" with Flat ends, 4 clip nuts, and 8 shims 1/8" thick. These have the anchor head marking and they are grade 5. There are extremely hard to find. This is the most common body bolt GM used. These are a brand new reproduction of the original.	CHITINL14772	30.41
				

	1970 FENDER - RH	This fender has been manufactured to duplicate the original in both fit and appearance	CHD1480	515.00
	1970 Fender Front - LH	Excellent quality reproduction manufactured to duplicate the original in both fit and appearance.	CHD1481	515.00
	1970 Fender Headlamp Extension - LH	Excellent quality reproduction manufactured to duplicate the original in both fit and appearance.	CHD1481D	99.00
	1970 Fender Headlamp Extension - RH	Excellent quality reproduction manufactured to duplicate the original in both fit and appearance.	CHD1481C	99.00
	1970-1972 FENDER PATCH PANEL - LH	1-Front fender patch panel	CHD1482B	78.00
	1970-1972 FENDER PATCH PANEL - RH	1-Front fender patch panel	CHD1482A	78.00
	1971-1972 Fender Front - LH	Excellent quality reproduction manufactured to duplicate the original in both fit and appearance.	ELD1483	530.00
	1971-1972 Fender Front - RH	Excellent quality reproduction manufactured to duplicate the original in both fit and appearance.	CHD1482	530.00
	1971-1972 Front Fender Extensions	These extensions are cast just like the originals and accept all of the original headlights, park lights and hardware. Original cast parts are near impossible to repair, so this is the perfect problem solver. Each extension comes with a coat of primer and is ready to bolt onto your vehicle. <b>Call for multiple colours, styles or patterns or choose online</b>	CHRPCH27065-LH	385.88
	1971-1972 Headlamp mounting bucket RH	Left Hand headlamp mounting bucket	CHD1020L	68.00

Early Birds specializes in hard-to-find Chevelle parts and has been serving you for over 25 years.  
Call us at 1 800 463 0546 Mon - Fri 9:00 AM - 4:00 PM (EST) - we know our cars!  
Fax your order: (416) 630 8794

Our Mailing Address:

Early Birds  
25 Saunders Road, Unit 9  
Barrie, Ontario  
L4N 9A7  
Canada